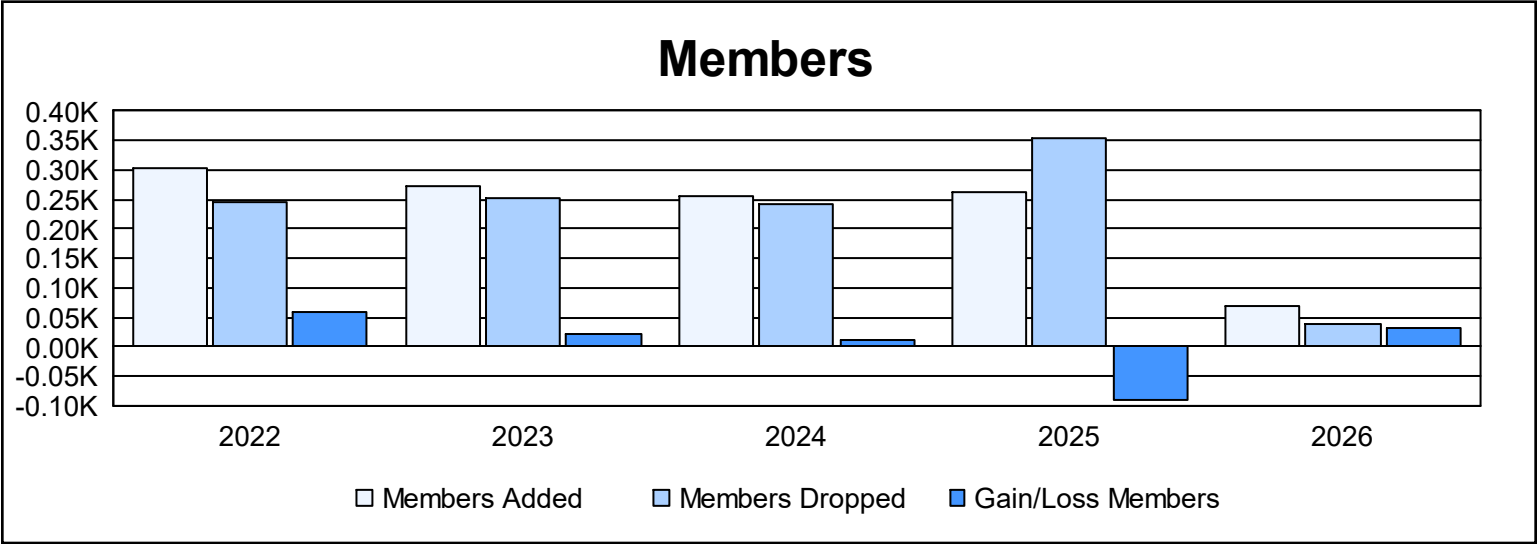
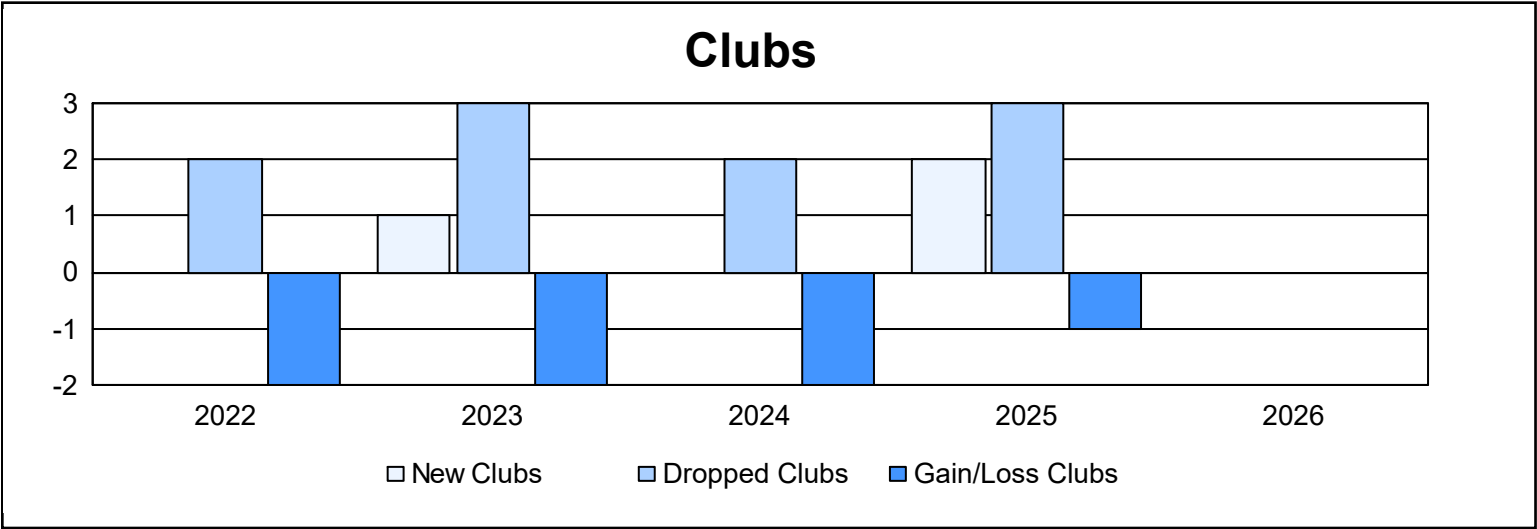
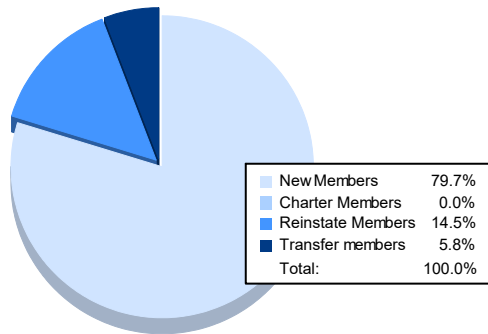


| Year | New Clubs | Dropped Clubs | Gain/ Loss Clubs | New Members | Charter Members | Reinstate Members | Transfer Members | Total Member Added | Total Members Dropped | Gain/ Loss Members |
|-----------|-----------|---------------|------------------|-------------|-----------------|-------------------|------------------|--------------------|-----------------------|--------------------|
| 2021-2022 | 0 | 2 | -2 | 267 | 3 | 12 | 20 | 302 | 244 | 58 |
| 2022-2023 | 1 | 3 | -2 | 211 | 28 | 11 | 21 | 271 | 251 | 20 |
| 2023-2024 | 0 | 2 | -2 | 222 | 6 | 12 | 14 | 254 | 243 | 11 |
| 2024-2025 | 2 | 3 | -1 | 171 | 65 | 17 | 11 | 264 | 354 | -90 |
| 2025-2026 | 0 | 0 | 0 | 55 | 0 | 10 | 4 | 69 | 38 | 31 |
| Average | 1 | 2 | -1 | 185 | 20 | 12 | 14 | 232 | 226 | 6 |



Membership Composition September 2025 Cumulative



Gender Composition September 2025 Cumulative

